












TC0A Service A Exit		Distance	Leg 1	Page
TC1 茗荷		27.04kms.	Section 1	12
		Average	Time Allowed	
		32.4km/h	50mins	
Distance		Direction	Information	Dist. to go
Total	Part			
		7		19.81
9.02	3.90		右折レーンあり	15.91
		8		
		9		
23.19	7.20		 OFFICIAL A: 	1.74
		10		
24.44	1.25			0.49
		11		
24.51	0.07			0.42
		12		

MAZDA SPORTS CAR CLUB

TC0A Service A Exit		Distance	Leg 1	Page
TC1 茗荷		27.04kms.	Section 1	13
		Average	Time Allowed	
		32.4km/h	50mins	
Distance		Direction	Information	Dist. to go
Total	Part			
24.56	0.05			0.37
		13		
24.83	0.27			0.10
		14		
24.93	0.10		A: 民家	0.00
		15		
27.04	2.11		 TC1 (330M) N 36° 54' 45.6" E 140° 19' 59.5"	
		16		

MAZDA SPORTS CAR CLUB